

ControlLogix/Studio 5000

Studio 5000 Logix Designer Level 2:
Basic Ladder Logic Programming



Course Number

CCP151

Course Purpose

After completing this course, you should be able to program basic ladder logic instructions for Logix5000™ controllers. This is a skill-building course that provides you with the resources and hands-on practice required to complete this objective.

You will have an opportunity to use the Studio 5000 Logix Designer® application to perform basic software tasks to meet the requirements of a given functional specification. In addition, you will set up a sequencer to run equipment through a predefined procedure and separate production procedure from equipment control.

COURSE AGENDA

DAY 1

- Starting a Ladder Diagram for a Studio 5000 Logix Designer Project
- Testing a Ladder Diagram in a Studio 5000 Logix Designer Project
- Programming Timer Instructions in a Studio 5000 Logix Designer Project
- Programming Compare Instructions in a Studio 5000 Logix Designer Project
- Programming Move Instructions in a Studio 5000 Logix Designer Project
- Programming Math Instructions in a Studio 5000 Logix Designer Project

DAY 2

- Programming Counter Instructions in a Studio 5000 Logix Designer Project
- Handling Expressions in a Studio 5000 Logix Designer Project
- Documenting and Searching Ladder Logic Using the Studio 5000 Logix Designer Application
- Programming a Procedure in a Studio 5000 Logix Designer Project
- Separating the Procedure from Equipment Control in Studio 5000 Logix Designer Project
- Copying and Filling an Array in a Studio 5000 Logix Designer Project

WHO SHOULD ATTEND

Programmers that have little or no working experience with controllers, are responsible for programming Logix5000 controllers using the Logix Designer application, and need to learn how to draft ladder logic for any application should attend this course.

PREREQUISITES

To successfully complete this course, completion of the Studio 5000 Logix Designer Level 1: ControlLogix System Fundamentals course (Course No. CCP146) or equivalent experience is required.

STUDENT MATERIALS

To enhance and facilitate the students' learning experiences, the following materials are provided as part of the course package:

- Student Manual
 - Includes the key concepts, definitions, examples, and activities presented in this course
- Lab Book
 - Provides learning activities and hands-on practice. Solutions are included after each exercise for immediate feedback.
- Studio 5000 Logix Designer and Logix5000 Procedures Guide
 - Provides the steps required to complete basic software tasks that are common to all Logix5000 hardware platforms

HANDS-ON PRACTICE

Throughout this course, you will have the opportunity to practice the skills you have learned through a variety of hands-on exercises using an ABT-TDCLX3-B workstation. Exercises focus on the skills introduced in each lesson.

NEXT LEARNING LEVEL

Once you have an understanding of the topics and skills covered in this course, you may want to attend one or more of the following courses:

- Studio 5000 Logix Designer Level 3: Project Development (Course No. CCP143)
- DeviceNet and RSNetWorx Configuration and Troubleshooting (Course No. CCP164)
- ControlNet and RSNetWorx Configuration and Troubleshooting (Course No. CCP173)

COURSE LENGTH

This is a two-day course.

IACET CEUS

Rockwell Automation is authorized by IACET to offer 1.4 CEUs for this program.







TO REGISTER

To register for this or any other Rockwell Automation training course, contact your local authorized Allen-Bradley® Distributor or your local Sales/Support office for a complete listing of courses, descriptions, prices, and schedules.

You can also access course information via the Web at <http://www.rockwellautomation.com/training>

Rockwell Automation is accredited by the International Association for Continuing Education and Training (IACET) and is authorized to issue the IACET CEU. **Click here** to view the Rockwell Automation Certificate of Accreditation.

To be respectful of the environment, Rockwell Automation is transitioning some of its training courses to a paperless format. Students are asked to complete downloads and bring personal devices to these classes. A full list of digital/paperless courses is currently available through your local distributor.

Connect with us.    

rockwellautomation.com — expanding human possibility™

AMERICAS: Rockwell Automation, 1201 South Second Street, Milwaukee, WI 53204-2496 USA, Tel: (1) 414.382.2000, Fax: (1) 414.382.4444

EUROPE/MIDDLE EAST/AFRICA: Rockwell Automation NV, Pegasus Park, De Kleetlaan 12a, 1831 Diegem, Belgium, Tel: (32) 2 663 0600, Fax: (32) 2 663 0640

ASIA PACIFIC: Rockwell Automation, Level 14, Core F, Cyberport 3, 100 Cyberport Road, Hong Kong, Tel: (852) 2887 4788, Fax: (852) 2508 1846

Allen-Bradley, ControlLogix, Logix5000 and Studio 5000 Logix Designer are trademarks of Rockwell Automation, Inc.
Trademarks not belonging to Rockwell Automation are property of their respective companies.

Publication GMST10-PP189K-EN-E - January 2020 | Supersedes Publication GMST10-PP189J-EN-E - April 2018

Copyright © 2020 Rockwell Automation, Inc. All Rights Reserved. Printed in USA.