

# Drives

PowerFlex 750-Series  
Maintenance and Troubleshooting



## Course Number

CCA183

## Course Purpose

This skill-building course introduces concepts and techniques that will assist you in successfully maintaining and troubleshooting a PowerFlex® 750-Series (PowerFlex 753 or PowerFlex 755) drive. You will learn how to recognize PowerFlex 750-Series drive hardware and properly wire the drive. You will also learn to diagnose specific faults.

Throughout the course, you will have the chance to use a variety of maintenance and troubleshooting tools, including:

- The A6 LCD HIM
- Connected Components Workbench™ software
- DriveExecutive™ software

After each demonstration, you will be given exercises that offer extensive hands-on practice using a PowerFlex 753 or PowerFlex 755 drive.

This two-day course can be taken as a stand-alone course, or it can be taken in conjunction with other courses in the PowerFlex curriculum for further skills development.

## COURSE AGENDA

### DAY 1

- Locating PowerFlex 750-Series Drive Hardware
- Locating and Modifying PowerFlex 750-Series Drive Data Using the A6 HIM
- Locating and Modifying PowerFlex 750-Series Drive Data Using Drive Software
- Clearing PowerFlex 750-Series Drive Alarms and Faults

### DAY 2

- Performing Predictive Maintenance Using PowerFlex 750-Series Parameters
- Troubleshooting PowerFlex 750-Series Load and Environmental Faults
- Troubleshooting PowerFlex 750-Series Equipment Malfunctions
- Integrated Practice: Maintaining and Troubleshooting a PowerFlex 750-Series Drive

## WHO SHOULD ATTEND

Individuals responsible for maintaining and troubleshooting PowerFlex 750-Series drives should take this course.

## PREREQUISITES

To successfully complete this course, the following prerequisites are required:

- Working knowledge of electricity, and knowledge of electrical and industrial safety (including PPE requirements and safe practices).
- Completion of the AC/DC Motors and Drives Fundamentals course (Course No. CCA101) or Fundamentals of AC and DC Motors and Drives or equivalent experience
- Previous experience with PowerFlex 700 Vector Control and/ or PowerFlex 700S drives is recommended but **not** required.

## STUDENT MATERIALS

To enhance and facilitate the students' learning experiences, the following materials are provided as part of the course package:

- Student Manual:
  - Includes the key concepts, definitions, examples, and activities
- Lab Book:
  - Provides learning activities and hands-on practice

- *PowerFlex 750-Series AC Drives Programming Manual:*
  - Source of drive parameters and other key data
  - Contains frequently referenced programming documentation
- *PowerFlex 750-Series AC Drives Installation Instructions:*
  - Provides steps for installing and wiring drives
  - Contains frequently referenced installation data

## HANDS-ON PRACTICE

Throughout this course, you will have the opportunity to practice the skills you have learned through a variety of hands-on exercises using either an ABT-TDPF753CLS or ABT-TDPF755CLS workstation. Exercises focus on the skills introduced in each lesson and allow students to replace PowerFlex 750-Series drive components and troubleshoot faults and alarms. The PowerFlex 750-Series drive workstation introduces real-world maintaining and troubleshooting situations into a classroom setting.

## COURSE LENGTH

This is a two-day course.

## IACET CEUS

Rockwell Automation is authorized by IACET to offer 1.4 CEUs for this program.







## TO REGISTER

To register for this or any other Rockwell Automation training course, contact your local authorized Allen-Bradley® Distributor or your local Sales/Support office for a complete listing of courses, descriptions, prices, and schedules.

You can also access course information via the Web at <http://www.rockwellautomation.com/training>

Rockwell Automation is accredited by the International Association for Continuing Education and Training (IACET) and is authorized to issue the IACET CEU. **Click here** to view the Rockwell Automation Certificate of Accreditation.

To be respectful of the environment, Rockwell Automation is transitioning some of its training courses to a paperless format. Students are asked to complete downloads and bring personal devices to these classes. A full list of digital/paperless courses is currently available through your local distributor.

Connect with us.    

[rockwellautomation.com](http://rockwellautomation.com) — expanding **human possibility**™

AMERICAS: Rockwell Automation, 1201 South Second Street, Milwaukee, WI 53204-2496 USA, Tel: (1) 414.382.2000, Fax: (1) 414.382.4444

EUROPE/MIDDLE EAST/AFRICA: Rockwell Automation NV, Pegasus Park, De Kleetlaan 12a, 1831 Diegem, Belgium, Tel: (32) 2 663 0600, Fax: (32) 2 663 0640

ASIA PACIFIC: Rockwell Automation, Level 14, Core F, Cyberport 3, 100 Cyberport Road, Hong Kong, Tel: (852) 2887 4788, Fax: (852) 2508 1846

Allen-Bradley, Connected Components Workbench, DriveExecutive and PowerFlex are trademarks of Rockwell Automation, Inc.  
Trademarks not belonging to Rockwell Automation are property of their respective companies.

Publication GMST10-PP494J-EN-E - January 2020 | Supersedes Publication GMST10-PP494I-EN-E - March 2018

Copyright © 2020 Rockwell Automation, Inc. All Rights Reserved. Printed in USA.